

EN	XT40.481 Installation Manual	Semi-Regulated Power Supply 3-Phase, 48V, 20A, 960W
DE	XT40.481 Installationsanleitung	Teilgeregelte Stromversorgung 3-Phase, 48V, 20A, 960W
FR	XT40.481 Manuel d'installation	Alimentation semi-réglée 3-Phase, 48V, 20A, 960W
ES	XT40.481 Manual de instalación	Fuente de alimentación semiregulada 3-Phase, 48V, 20A, 960W
IT	XT40.481 Manuale di Installazione	Alimentatore semiregolato 3-Phase, 48V, 20A, 960W
PT	XT40.481 Manual de instalação	Fonte de alimentação semiregulada 3-Phase, 48V, 20A, 960W

PULS

Doc. ID: PU-353.015.yy-xxZ (2018-09-29-MR1)

Read this first!

English

Before operating this device, please read this manual thoroughly and retain this manual for future reference! This device may only be installed and put into operation by qualified personnel. If damage or malfunction should occur during operation, immediately turn power off and send device to the factory for inspection. The device does not contain serviceable parts. The information presented in this document is believed to be accurate and reliable and may change without notice. For any clarifications, the English translation will be used.

⚠ WARNING Risk of electrical shock, fire, personal injury, or death:

- Turn power off before working on the device. Protect against inadvertent re-powering.
- Do not open, modify or repair the device.
- Use caution to prevent any foreign objects from entering the housing.
- Do not use in wet locations or in areas where moisture or condensation can be expected.
- Do not touch during power-on and immediately after power-off. Hot surfaces may cause burns.

Vor Inbetriebnahme lesen!

Deutsch

Bitte lesen Sie diese Warnungen und Hinweise sorgfältig durch, bevor Sie das Gerät in Betrieb nehmen. Bewahren Sie die Anleitung zum Nachlesen auf. Das Gerät darf nur durch fachkundiges und qualifiziertes Personal installiert werden. Bei Funktionsstörungen oder Beschädigungen schalten Sie sofort die Versorgungsspannung ab und senden das Gerät zur Überprüfung ins Werk. Das Gerät beinhaltet keine Servicebauteile. Die angegebenen Daten dienen allein der Produktbeschreibung und sind nicht als zugesicherte Eigenschaften im Rechtssinne aufzufassen. Im Zweifelsfall gilt der englische Text.

⚠ WARNUNG Missachtung nachfolgender Punkte kann einen elektrischen Schlag, Brände, schwere Unfälle oder Tod zur Folge haben:

- Schalten Sie die Eingangsspannung vor Installations-, Wartungs- oder Änderungsarbeiten ab und sichern Sie diese gegen unbeabsichtigtes Wiedereinschalten.
- Führen Sie keine Änderungen oder Reparaturversuche am Gerät durch. Gerät nicht öffnen!
- Verhindern Sie das Eindringen von Fremdkörpern, wie z.B. Büroklammern und Metallteilen.
- Betreiben Sie das Gerät nicht in feuchter Umgebung oder in einer Umgebung, bei der mit Betauung oder Kondensation zu rechnen ist.
- Gehäuse nicht während des Betriebes oder kurz nach dem Abschalten berühren. Heiße Oberflächen können Verletzungen verursachen.

A lire avant mise sous tension!

Français

Veillez lire ces instructions de montage et d'entretien avant de mettre l'alimentation sous tension. Conservez ce manuel qui vous sera toujours utile. Cette alimentation ne doit être installée que par du personnel qualifié et compétent. En cas de dommage ou dysfonctionnement, coupez immédiatement la tension d'alimentation et retournez l'appareil à l'usine pour vérification. ! L'alimentation ne contient pas de pièces échangeables Les données indiquées dans ce document servent uniquement à donner une description du produit et n'ont aucune valeur juridique. En cas de divergences, le texte anglais fait foi.

⚠ AVERTISSEMENT Prendre en compte les points suivants, afin d'éviter toute détérioration électrique, incendie, dommage aux personnes ou mort:

- Mettre l'alimentation hors tension avant toute intervention sur celle-ci et s'assurer qu'il n'y a pas risque de redémarrage.
- Ne pas ouvrir, modifier ou réparer l'alimentation.
- Veiller à ce qu'aucun objet ne rentre en contact avec l'intérieur de l'alimentation (trombones, pièces métalliques).
- Ne pas faire fonctionner l'appareil dans un environnement humide ou dans un environnement où il peut y avoir de la condensation.
- Ne pas toucher le carter pendant le fonctionnement ou directement après la mise hors tension. Surface chaude risquant d'entraîner des blessures.

Lea primero!

Español

Conserve este manual como referencia para futuras consultas. La fuente de alimentación solo puede ser instalada y puesta en funcionamiento por personal cualificado. Por favor lea detenidamente este manual antes de conectar la fuente de alimentación. Si se produce un fallo o mal funcionamiento durante la operación, desconecte inmediatamente la tensión de alimentación. En ambos casos, el equipo debe ser inspeccionado en fábrica. La información presentada en este documento es exacta y fiable en cuanto a la descripción del producto y puede cambiar sin aviso. En casa de duda, prevalece el texto inglés.

⚠ ADVERTENCIA Riesgo de descarga eléctrica, incendio, accidente grave o muerte:

- Desconectar la tensión de red antes de trabajar en la fuente de alimentación. Evite una posible reconexión involuntaria.
- No realizar ninguna modificación o reparación de la unidad. No abrir la unidad.
- Evitar la introducción en la carcasa de objetos extraños.
- No usar el equipo en ambientes húmedos. No operar el equipo en ambientes donde se espere la formación de rocío o condensación.
- No tocar durante el funcionamiento ni inmediatamente después del apagado. El calor de la superficie puede causar quemaduras graves.

Leggere prima questa parte!

Italiano

Prima di collegare il sistema di alimentazione elettrica si prega di leggere attentamente le seguenti avvertenze. Conservare le istruzioni per la consultazione futura. Il sistema di alimentazione elettrica deve essere installato solo da personale competente e qualificato. Se durante il funzionamento si verificano anomalie o guasti, scollegare immediatamente la tensione di alimentazione. In entrambi i casi è necessario far controllare l'apparecchio dal produttore! I dati sono indicati solo a scopo descrittivo del prodotto e non vanno considerati come caratteristiche garantite dell'apparecchio. In caso di differenze o problemi è valido il testo inglese

⚠ AVVERTENZA Il mancato rispetto delle seguenti norme può provocare folgorazione elettrica, incendi, gravi incidenti e perfino la morte:

- Prima di eseguire interventi di installazione, di manutenzione o di modifica scollegare la tensione di rete ed adottare tutti i provvedimenti necessari per impedirne il ricollegamento non intenzionale.
- Non tentare di aprire, di modificare o di riparare da soli l'apparecchio.
- Impedire la penetrazione di corpi estranei nell'apparecchio, ad esempio fermagli o altri oggetti metallici.
- Non far funzionare l'apparecchio in un ambiente umido. Non far funzionare l'apparecchio in un ambiente soggetto alla formazione di condensa o di rugiada.
- Non toccare quando acceso e subito dopo lo spegnimento. La superficie calda può causare scottature.

Leia primeiro!

Português

Recomendamos a leitura cuidadosa das seguintes advertências e observações, antes de colocar em funcionamento a fonte de alimentação. Guarde as Instruções para futura consulta, em casos de dúvida. A fonte de alimentação deverá ser instalada apenas por profissionais da área, tecnicamente qualificados. Se por acaso, durante a utilização ocorrer algum defeito de funcionamento ou dano, desligue imediatamente a tensão de alimentação. Em ambos os casos, será necessária uma verificação na Fábrica! Os dados mencionados têm como finalidade somente a descrição do produto, e não devem ser interpretados como propriedades garantidas no sentido jurídico. Em caso de dúvidas aplica-se o texto em inglês.

⚠ ATENÇÃO A não observância ou o incumprimento dos pontos a seguir mencionados, poderá causar uma descarga elétrica, incêndios, acidentes graves ou morte:

- Antes de trabalhos de instalação, manutenção ou modificação, desligue a tensão de alimentação, protegendo-a contra uma nova ligação involuntária.
- Não efectue nenhuma modificação ou tentativa de reparação no aparelho. Quando necessário contacte o seu distribuidor. Não abra o aparelho.
- Proteger a fonte de alimentação contra a introdução inadvertida de corpos metálicos, como por ex., cliques ou outras peças de metal.
- Não usar o aparelho em ambientes húmidos. Não usar o aparelho em ambientes propensos a condensações.
- Não tocar enquanto estiver em funcionamento, nem após a desligar. A superfície poderá estar quente e provocar lesões.

Headquarters: PULS GmbH, Elektrastr. 6, 81925 Munich, Germany, www.pulspower.com

Germany +49 89 9278 0
China +86 512 62881820

France +33 478 668 941
North America +1 630 587 9780

Austria +43 2764 3213
Singapore +65 6684 2310

Switzerland +41 56 450 18 10
United Kingdom +44 1525 841001

The information in this document is believed to be accurate and reliable and may change without notice.

Product Description

The XT40.481 is a DIN-rail mountable power supply for three-phase mains systems, which provides a floating, semi-stabilized and galvanically separated SELV/PELV output voltage.

The power supply utilizes a resonant converter topology which regulates a stable output voltage in the core range of the input voltage. The core range is defined as $\pm 10\%$ of the nominal voltage. Outside of this window, the output voltage follows proportionally the input voltage, similar to a transformer.

Intended Use

This device is designed for installation in an enclosure and is intended for commercial use such as in industrial control, process control, monitoring and measurement equipment or the like. The principal use are applications such as motors, valves and other load circuits with high power consumption, where an accurate output voltage regulation and low amount of ripple voltage (standard on switch mode power supplies) is not required.

Do not use this device in equipment where malfunction may cause severe personal injury or threaten human life.

Installation Instructions

Install device in an enclosure providing protection against electrical, mechanical and fire hazards.

Install the device onto a DIN-rail according to EN 60715 with the input terminals on the bottom of the device. Other mounting orientations require a reduction in output current.

Make sure that the wiring is correct by following all local and national codes. Use appropriate copper cables that are designed for a minimum operating temperature of 60°C for ambient temperatures up to +45°C, 75°C for ambient temperatures up to +60°C and 90°C for ambient temperatures up to +70°C. Ensure that all strands of a stranded wire enter the terminal connection.

Unused screw terminals should be securely tightened.

The device is designed for pollution degree 2 areas in controlled environments. No condensation or frost is allowed.

The housing of the device provides a degree of protection of IP20. The housing does not provide protection against spilled liquids.

The isolation of the device is designed to withstand impulse voltages of overvoltage category III according to IEC 60664-1.

The device is designed as "Class of Protection I" equipment according to IEC 61140.

Do not use without a proper PE (Protective Earth) connection.

The device is suitable to be supplied from TN, TT and IT mains networks. The voltage between the L terminals and the PE terminal must not exceed 400Vac continuously. The device is not designed to be used on corner grounded delta systems.

A disconnecting means shall be provided for the input of the device.

The device is designed for convection cooling and does not require an external fan. Do not obstruct airflow and do not cover ventilation grid!

The device is designed for altitudes up to 6000m (19685ft). See additional requirements in the product datasheet for use above 2000m (6560ft).

Keep the following minimum installation clearances: 40mm on top, 20mm on the bottom, 5mm left and right side. Increase the 5mm to 15mm in case the adjacent device is a heat source. When the device is permanently loaded with less than 50%, the 5mm can be reduced to zero.

The device is designed, tested and approved for branch circuits up to 16A (IEC) and 15A (UL) without additional protection device. If an external fuse is utilized, do not use circuit breakers smaller than 6A B- or 3A C-Characteristic to avoid a nuisance tripping of the circuit breaker.

The maximum surrounding air temperature is +70°C (+158°F). The operational temperature is the same as the ambient or surrounding air temperature and is defined 2cm below the device.

The device is designed to operate in areas between 5% and 95% relative humidity.

Functional Description

The output is electronically protected against no-load, overload and short circuit and can supply any kind of loads, including inductive loads and capacitive loads. If capacitors with a capacitance >120mF are connected, the device might not be able to start or switch off.

Do not apply return voltages from the load to the output terminals higher than 55.1V.

Green DC-OK LED

This LED when on, reports an output voltage above 43.2V of a running device.

Yellow Diagnoses LED

This LED is on solid, when the output current is higher than the nominal current. A double flash indicates a phase loss or a too high or too low input voltage. A fast flashing warns of an impending temperature shut down. A shut down can be expected within 10 minutes, if the ambient temperature or the load current stays constant.

Red Shut Down LED

This LED flashes when the device has shut down. Pressing the reset button or cycling the input power (10s required) initiates an attempt to start. If the fault has been cleared, the device will operate normally.

The device is designed to deliver 25A output current for up to 15s with nominal output voltage after an automatic shut-down occurs. An increased current up to 40A with reduced output voltage is available for up to 5s before an automatic shut-down occurs. At higher currents the device will shut-down after 0.1s. Pressing the reset button or cycling the input power (10s required) initiates an attempt to start. If the fault has been cleared, the device will operate normally.

Do not parallel devices for higher output currents.

Same devices can be connected in series for higher output voltages. It is allowed to connect as many devices in series as needed, providing the sum of the output voltage does not exceed 150Vdc.

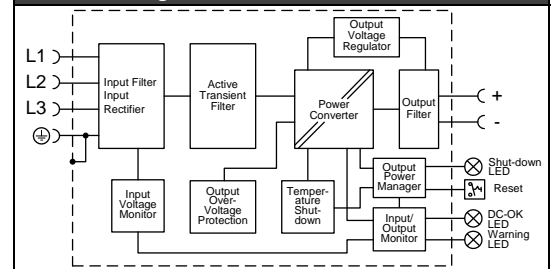
In case of an internal defect or too high input voltage, a redundant circuit limits the maximum output voltage to 57.2V. After 2s the output shuts down and requires a manual reset.

Technical Data

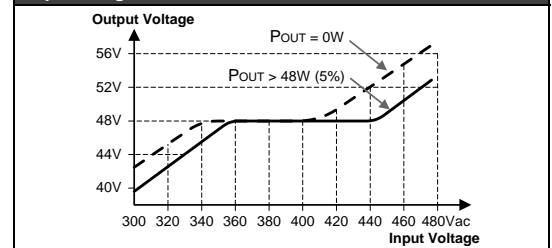
All values are typical figures specified at 3x 400Vac 50Hz input voltage, symmetrical phase voltages, 48V, 20A output load, 25°C ambient temperature and after a 5 minutes run-in time unless otherwise noted.

Output voltage	DC 48V	Nominal
Adjustment range	No adjustable	Factory setting 48V
Output current	Continuous:	
	20A	Below +60°C ambient
	15A	At +70°C ambient
	Short-term, up to 15s:	
	25A	Below +70°C ambient
	Derate linearly between +60°C and +70°C	
Input voltage AC	3AC 400V	$\pm 10\%$
Mains frequency	50 – 60Hz	$\pm 6\%$
Input current AC	1.65A	
Power factor	0.93	
Input inrush current	2A peak	Temp. independent
Efficiency	96.0%	
Losses	40.0W	
Hold-up time	3.1ms	
Temperature range	-25 to +70°C	
Max. wire size (litiz wire)	4mm ²	For input terminals
Wire size AWG	AWG 20-10	For input terminals
Max. wire diameter	2.8mm	For input terminals
Wire stripping length	7mm / 0.28inch	For input terminals
Tightening torque	1Nm / 9lb.inch	For input terminals
Max. wire size (litiz wire)	10mm ²	For output terminals
Wire size AWG	AWG 22-8	For output terminals
Max. wire diameter	5.2mm	For output terminals
Wire stripping length	12mm / 0.5inch	For output terminals
Tightening torque	2.3Nm / 20lb.inch	For output terminals
Size (wxhxd)	96x124x157mm	Without DIN-rail
Weight	1400g / 3.09lb	

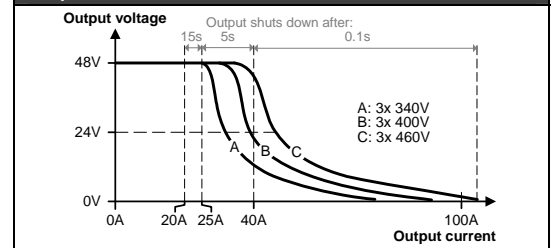
Functional Diagram



Input Range



Output Characteristic



Temperature Range

