

Product Description

The ZM4.WALL is a mechanical accessory to mount a device on a flat surface or panel without utilizing a DIN-rail. The brackets can be mounted without detaching the DIN-rail brackets.

The order number ZM4.WALL contains one bracket and two screws needed for one device.

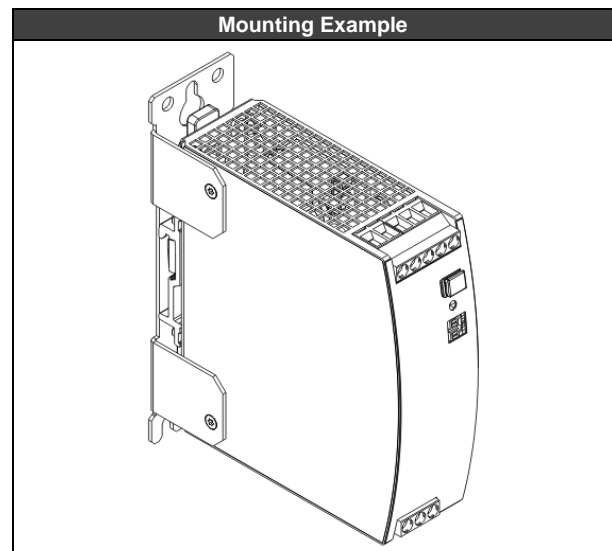
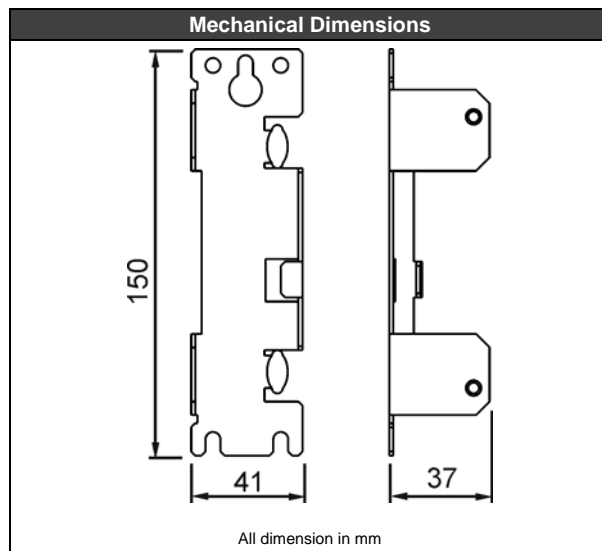
Intended Use

This mechanical accessory is designed for DIN-rail devices. Check the product datasheet of the DIN-rail device to confirm that it is suitable for the desired device.

Technical Data

Size (width x height x depth) 41x150x37mm

Weight 95g / 0.21lb



Headquarters: PULS GmbH, Elektrastr. 6, 81925 Munich, Germany, www.pulspower.com

Germany +49 89 9278 0

France +33 478 668 941

Austria +43 2764 3213

Switzerland +41 56 450 18 10

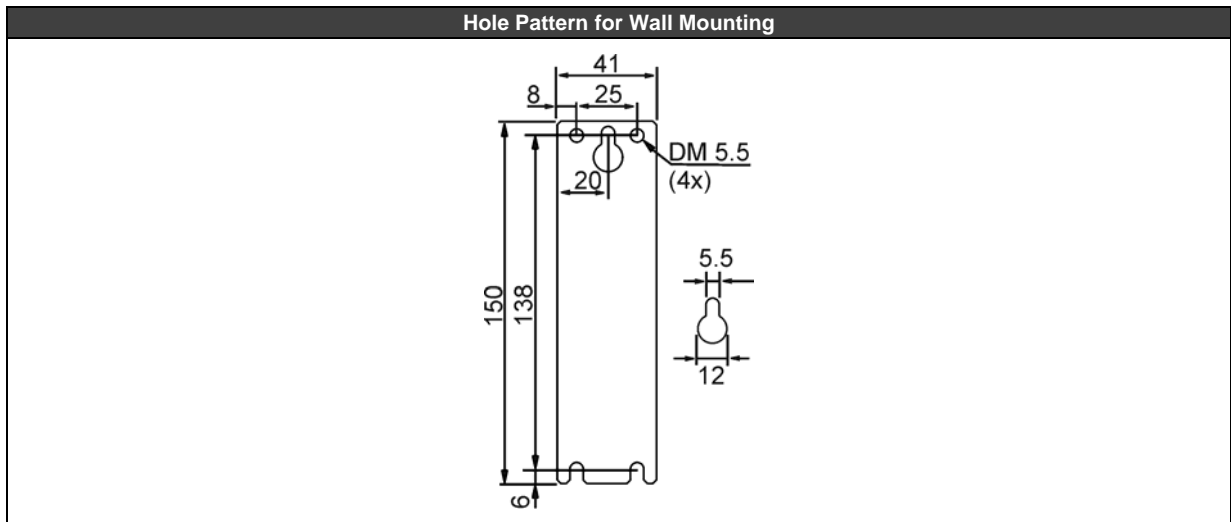
China +86 512 62881820

North America +1 630 587 9780

Singapore +65 6684 2310

United Kingdom +44 1525 841001

The information in this document is believed to be accurate and reliable and may change without notice.



Installation Instructions

- 1) Insert the nose of the bracket between the DIN-rail bracket and the right side of the housing of the device.
- 2) Click the bracket on the device.
- 3) Turn the device to the right side
- 4) Secure the bracket with the two provided screws. Use 0.8Nm (± 0.2 Nm) to tighten the screws.

